

# MaxMotion

## IEC PERFORMANCE DATA SHEET IEC Efficiency Level IE3

Catalog #: **IJA290L-4-35**

HP	kW	Voltage	L.R. Amps	Efficiency	Power Factor	Service Factor	Frame	Design
2,00	1,49	333 / 575	15,85	86,5%	0,77	1,15	90L	N

60 Hz								
FLA							Is/In	F.L. RPM
208	230	333	460	575	796	990		
/	/	3,91	/	2,26	/	/	7	1734

50 Hz								
FLA						Efficiency	Is/In	F.L. RPM
190	380	400	415	660	725			
/	/	/	/	/	/	/	/	/

Wgt. Lbs	PH	Duty	Insul. Class	Ambient Temp.	Elevation	Temp. Rise° C
39,6	3	S1	H	40°C	1000 M	30

% Efficiency		% Power Factor		Torque			Protector Type	Winding Resist. Ω
Full Load:	86,5%	Full Load:	0,77	FLT ft.lbs	60Hz	50Hz		
3/4 Load:	83,0%	3/4 Load:	0,65	LRT %	230	/	-	-
1/2 Load:	75,3%	1/2 Load:	0,50	BDT %	230	/	-	-

Rotor Inertia Wk2 Lb-Ft2	Max Load Inertia Wk2 Lb-Ft2	Shaft Material	Frame Material	DE Bracket Type	ODE Bracket Type	Mounting	Enclosure	Protection
-	-	Standard	Aluminum	Standard	Standard	B3	TEFC	IP55

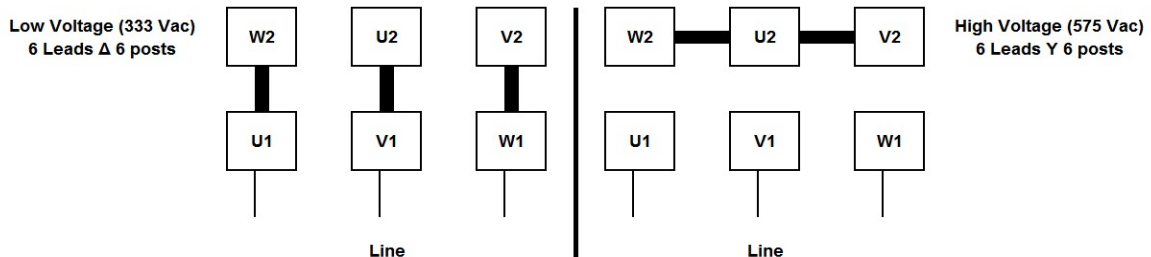
Ball Bearings		Grease	Mount Type	Orientation	Cold Start (Secs)	Paint
DE	ODE					
6205ZZ-C3	6205ZZ-C3	Sealed Bearings	Rigid	Horizontal	15	Red

Inverter Duty. Motor meets MG1 parts 31.4.4.2	Constant Torque Range	Variable Torque Range
	10:1	20:1

WIRING CONNECTION DIAGRAM :

A

IEC Frames 56 - 100L, Dual Voltage  
333 / 575VAC, 6 posts, 6 leads, Δ / Y Connection



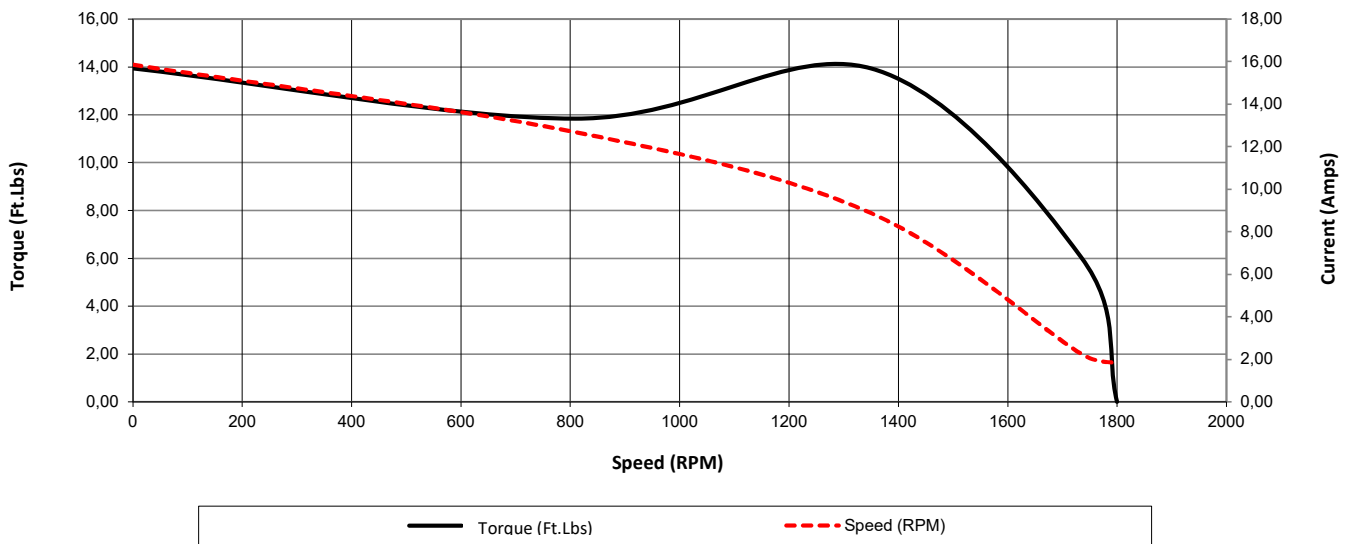


Date: 25 janvier, 2024  
 Customer: \_\_\_\_\_  
 Contact: \_\_\_\_\_  
 Submittee: J.C. Lavallée

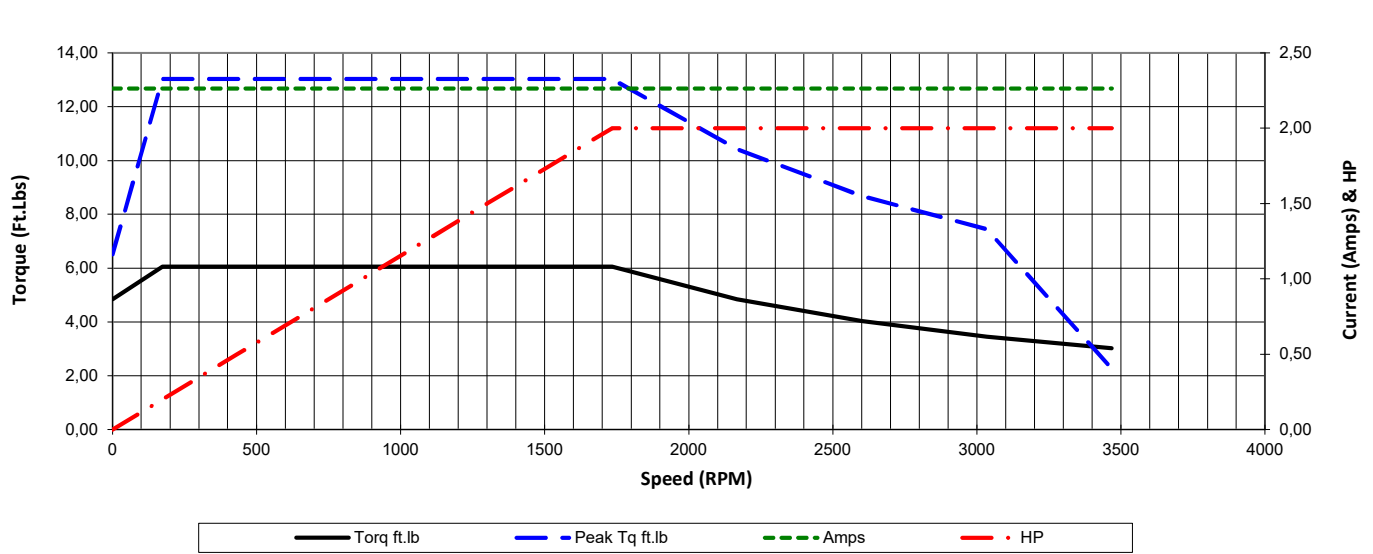
Catalogue #: IJA290L-4-35

IEC Efficiency Level IE3											
HP	Kw	VAC	RPM	Enclosure	Frame	Frequency	Design	Poles	LR Is/In	Insulation Class	Temp. Rise °C
2,00	1,49	333 / 575	1734	TEFC	90L	60	N	4	7	H	30
		0Hz	6Hz	15Hz	30Hz	45Hz	60Hz	75Hz	90Hz	105Hz	120Hz
Amps	2,26	2,26	2,26	2,26	2,26	2,26	2,26	2,26	2,26	2,26	2,26
RPM	0	173	434	867	1301	1734	2168	2601	3035	3468	3468
Torq ft.lb	4,85	6,06	6,06	6,06	6,06	6,06	4,85	4,04	3,46	3,03	3,03
Peak Tq ft.lb	6,51	13,02	13,02	13,02	13,02	13,02	10,42	8,68	7,44	2,26	2,26
HP	0,00	0,20	0,50	1,00	1,50	2,00	2,00	2,00	2,00	2,00	2,00
	Locked Rotor	Pull-Up	Breakdown	Rated Load	Idle	Duty	S. F.	Ambient	Elevation	dBA @ 1M	
Speed (RPM)	0	810	1350	1734	1800	S1	1,15	40°C	3,300 ft	-	
Current (Amps)	15,85	12,68	8,87	2,26	1,83	VFD Rating: Meets MG1 parts 31.4.4.2					
Torque (ft-lbs)	13,93	11,84	13,93	6,06	0,0	CT :	10:1	VT :	20:1		

Motor Speed Data



Motor Torque Capability vs RPM



Date: **25 janvier, 2024**  
 Customer: \_\_\_\_\_  
 Contact: \_\_\_\_\_  
 Submittee: **J.C. Lavallée**

Catalogue #: **IJA290L-4-35**

IEC Efficiency Level IE3											
HP	Kw	VAC	RPM	Enclosure	Frame	Frequency	Design	Poles	LR Is/In	Insulation Class	Temp. Rise °C
2,00	1,49	333 / 575	1734	TEFC	90L	60	N	4	7	H	30

Load %	0%	25%	50%	75%	100%	125%	150%
Amps	1,83	1,83	2,00	2,09	2,26	2,61	3,31
Torq ft/lbs	0	1,47	2,97	4,50	6,06	7,90	10,14
RPM	0	1784	1767	1751	1734	1663	1554
Eff %	0	56,4	75,3	83,0	86,5	84,3	77,4
PF %	0	35,2	49,9	65,1	77,0	79,3	80,9

	Locked Rotor	Pull-Up	Breakdown	Rated Load	Idle	Duty	S. F.	Ambient	Elevation	dBA @ 1M
Speed (RPM)	0	810	1350	1734	1800	S1	1,15	40°C	3,300 ft	-
Current (Amps)	15,85	12,68	8,87	2,26	1,83	<b>VFD Rating: Meets MG1 parts 31.4.4.2</b>				
Torque (ft-lbs)	13,93	11,84	13,93	6,06	0,0	CT :	10:1	VT :	20:1	

